




1. Placer les étiquettes-lettre en ordre pour écrire les mots. 

<b>A</b>	<b>S</b>	<b>P</b>	<b>I</b>	<b>R</b>	<b>A</b>	<b>T</b>	<b>E</b>	<b>U</b>	<b>R</b>

2. Repasser les lettres en majuscules au feutre.


A	S	P	I	R	A	T	E	U	R
---	---	---	---	---	---	---	---	---	---

3. Placer les étiquettes-lettre en ordre pour écrire les mots.

<b>a</b>	<b>s</b>	<b>p</b>	<b>i</b>	<b>r</b>	<b>a</b>	<b>t</b>	<b>e</b>	<b>u</b>	<b>r</b>

4. Colorier les lettres au crayon de couleur en respectant le code.

**a** ⇒ bleu • **e** ⇒ vert • **i** ⇒ jaune • **p** ⇒ rouge • **r** ⇒ rose • **s** ⇒ marron • **t** ⇒ orange • **u** ⇒ violet



<b>a</b>	<b>s</b>	<b>p</b>	<b>i</b>	<b>r</b>	<b>a</b>	<b>t</b>	<b>e</b>	<b>u</b>	<b>r</b>
----------	----------	----------	----------	----------	----------	----------	----------	----------	----------


5. Entourer le mot.

**aspirateur**

⇒ aspirateur spirale assiette serviette aspirateur aspirer

6. Surligner les lettres appartenant à chaque mot et recopier.


PROPRE




DOUCHE



GANT



SAVON






S	T	I	A	E	P	R	U	A	R
s	t	i	a	e	p	r	u	a	r
S	T	I	A	E	P	R	U	A	R
s	t	i	a	e	p	r	u	a	r
S	T	I	A	E	P	R	U	A	R
s	t	i	a	e	p	r	u	a	r
S	T	I	A	E	P	R	U	A	R
s	t	i	a	e	p	r	u	a	r
S	T	I	A	E	P	R	U	A	R
s	t	i	a	e	p	r	u	a	r
S	T	I	A	E	P	R	U	A	R
s	t	i	a	e	p	r	u	a	r

 **LECTURE** **MON CHAT LE PLUS BÊTE DU MONDE** **28**


1. Relier chaque mot au sac qui contient toute les lettres de celui-ci.




**PROPRE**




**propre**




**SAVON**



**savon**



**BROSSE**



**brosse**

2. Compter et colorier le nombre de lettres contenues dans chaque mot.

**savon**

1	2	3	4	5	6
---	---	---	---	---	---

**brosse**

1	2	3	4	5	6
---	---	---	---	---	---

**gant**

1	2	3	4	5	6
---	---	---	---	---	---

**douche**

1	2	3	4	5	6
---	---	---	---	---	---

**wc**

1	2	3	4	5	6
---	---	---	---	---	---

**eau**

1	2	3	4	5	6
---	---	---	---	---	---

3. Colorier le mot qui correspond à l'image.



**savon**

savane
savonnette
savon
savoir



**brosse**

bosse
brosse
rose
bras



**douche**

Mouche
Louche
fourche
douche



**wc**

cv
pv
wc
ww




Nommer puis repasser les lettres de chaque mot du texte au feutre fin.  
Colorier chaque dessin.



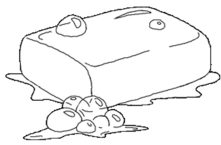
UNE BROSSE

---



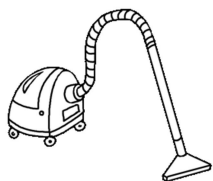
LA DOUCHE

---



DU SAVON

---



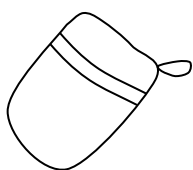
L'ASPIRATEUR

---



LES TOILETTES

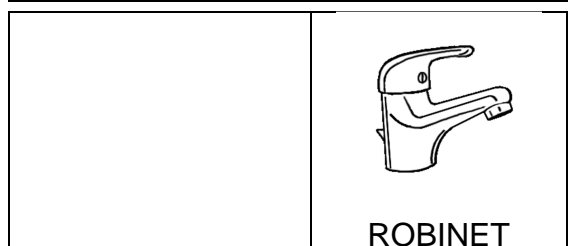
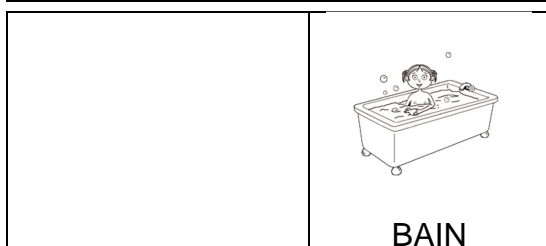
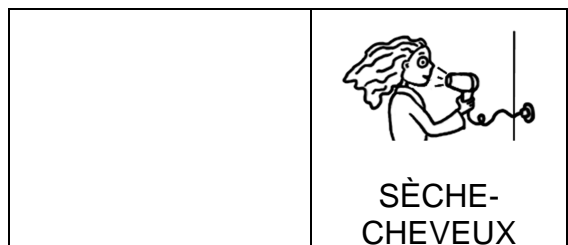
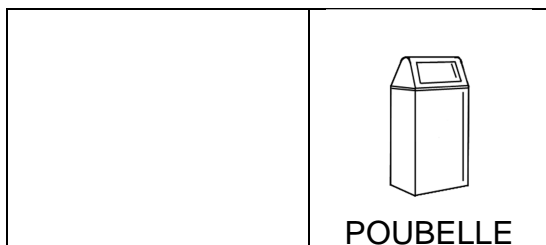
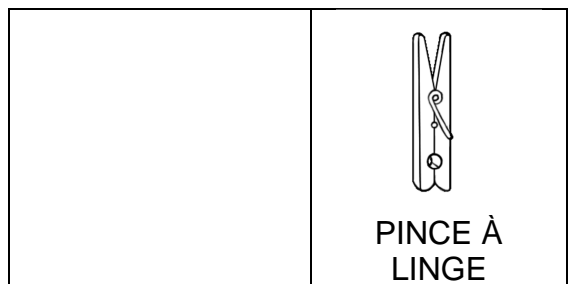
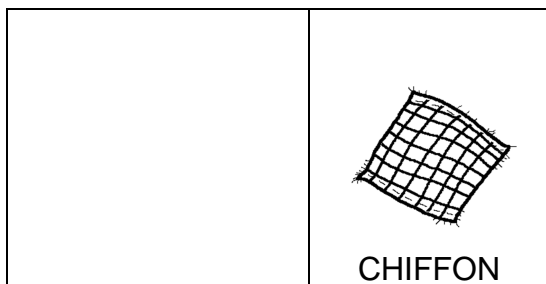
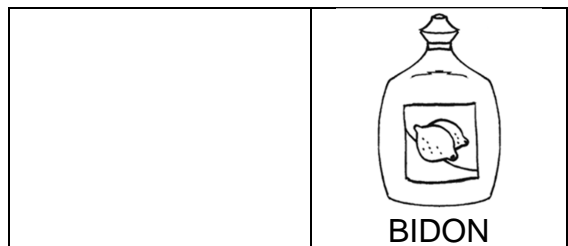

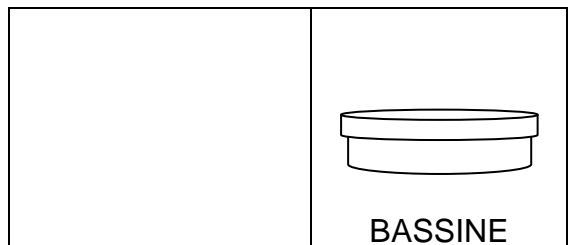
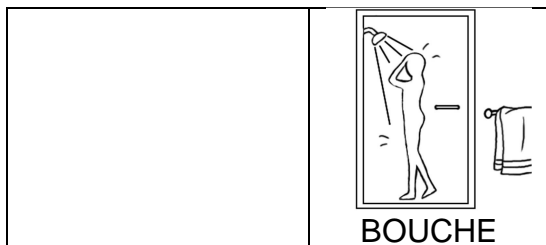
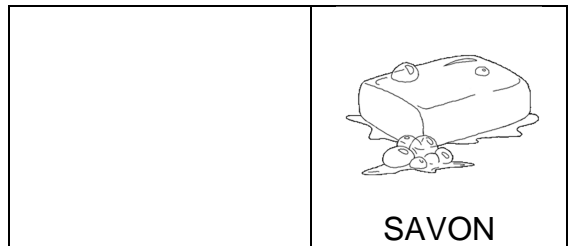
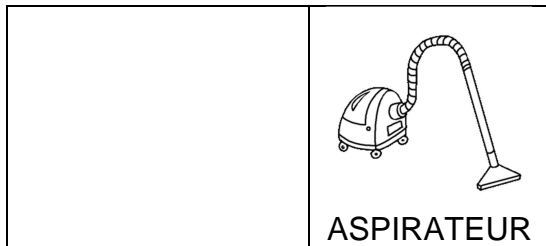
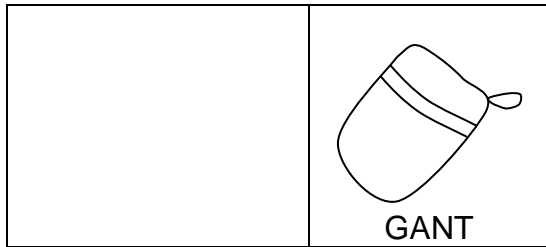
---



UN GANT



Coller **un** ou **une** devant chaque image.





un

une

un

une

un

une

un

une

un

une

un

une

un

une

un

une

un

une

un

une

un

une

un

une

un

une

un

une

un

une

un

une

un

une

un

une



Graphisme : repasser les lignes en pointillés au feutre. Colorier le savon.

