




1. Placer les étiquettes-lettre en ordre pour écrire les mots. 

| | | | | | | | | |
|---|---|---|---|---|---|---|---|---|
| L | E | C | E | R | V | E | A | U |
| | | | | | | | | |

2. Repasser les lettres en majuscules au feutre.

| | | | | | | | | |
|---|---|---|---|---|---|---|---|---|
| L | E | C | E | R | V | E | A | U |
| | | | | | | | | |

3. Placer les étiquettes-lettre en ordre pour écrire les mots.

| | | | | | | | | |
|---|---|---|---|---|---|---|---|---|
| l | e | c | e | r | v | e | a | u |
| | | | | | | | | |

4. Colorier les lettres au crayon de couleur en respectant le code.

a ⇒ bleu • c ⇒ violet • e ⇒ vert • l ⇒ jaune • r ⇒ rouge • u ⇒ rose • v ⇒ orange



| | |
|---|---|
| l | e |
|---|---|

| | | | | | | |
|---|---|---|---|---|---|---|
| c | e | r | v | e | a | u |
|---|---|---|---|---|---|---|

5. Entourer le mot.

cerveau ⇒

chat

serviette

cerveau

veau

cerveau

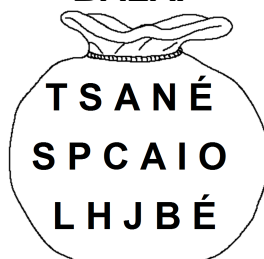
service

6. Surligner les lettres appartenant à chaque mot et recopier.


CERVEAU




BALAI



PELLE



SEAU






| | | | | | | | | |
|---|---|---|---|---|---|---|---|---|
| E | C | L | E | V | U | R | A | E |
| e | c | l | e | v | u | r | a | e |
| E | C | L | E | V | U | R | A | E |
| e | c | l | e | v | u | r | a | e |
| E | C | L | E | V | U | R | A | E |
| e | c | l | e | v | u | r | a | e |
| E | C | L | E | V | U | R | A | E |
| e | c | l | e | v | u | r | a | e |
| I | g | l | a | a | m | l | e | e |
| E | C | L | E | V | U | R | A | E |
| e | c | l | e | v | u | r | a | e |




1. Relier chaque mot au sac qui contient toute les lettres de celui-ci.




CERVEAU

cerveau





PELLE

pelle



BALAI

balai



2. Compter et colorier le nombre de lettres contenues dans chaque mot.

seau

1 2 3 4 5 6

pelle

1 2 3 4 5 6

balai

1 2 3 4 5 6

verre

1 2 3 4 5 6

eau

1 2 3 4 5 6

lavabo

1 2 3 4 5 6

3. Colorier le mot qui correspond à l'image.



brosse

balai

bureau

bouchon

brosse



peigne

pelle

papier

peigne

pinceau



parfum

patte

parfum

pelote

gamelle



savon

serviette

sable

savon

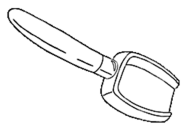
savate



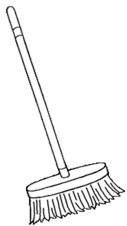
Nommer puis repasser les lettres de chaque mot du texte au feutre fin.
Colorier chaque dessin.



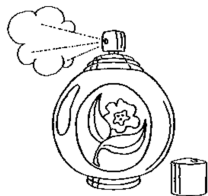
LE CERVEAU



UNE PELLE



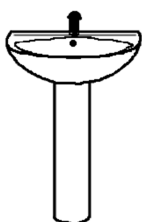
UN BALAI



DU PARFUM



UNE BROSSE



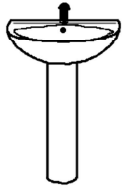
UN LAVABO



Classer les images dans la colonne qui convient.

UN

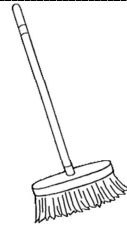
UNE




LAVABO




BROSSE



BALAI



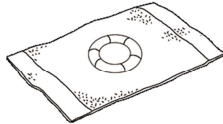
PELLE



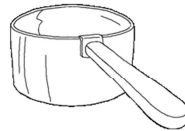
CRAVATE



SEAU



SERVIETTE



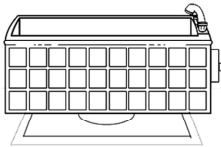
CASSEROLE



VERRE



ROBINET



BAIGOIRE




PEIGNE



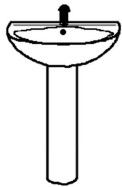
SAVON



TUBE



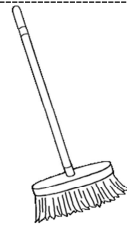
CINTRE



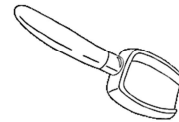
LAVABO



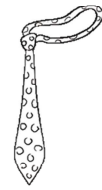
BROSSE



BALAI



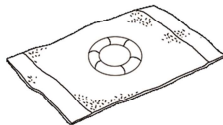
PELLE



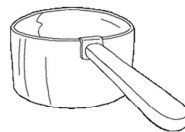
CRAVATE



SEAU



SERVIETTE



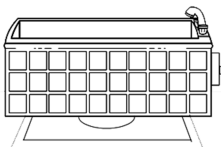
CASSEROLE



VERRE



ROBINET



BAIGOIRE



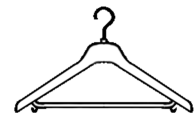
PEIGNE



SAVON



TUBE



CINTRE