



1. Placer les étiquettes-lettre en ordre pour écrire les mots.



L	A	G	A	M	E	L	L	E

2. Repasser les lettres en majuscules au feutre.

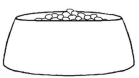
L	A	G	A	M	E	L	L	E

3. Placer les étiquettes-lettre en ordre pour écrire les mots.

l	a	g	a	m	e	l	l	e

4. Colorier les lettres au crayon de couleur en respectant le code.

a ⇒ bleu • e ⇒ vert • g ⇒ jaune • l ⇒ rouge • m ⇒ rose






l	a	g	a	m	e	l	l	e
---	---	---	---	---	---	---	---	---

5. Entourer le mot.

**gamelle**

⇒ chamelle gamelle garage gâteau gamin gamelle

6. Surligner les lettres appartenant à chaque mot et recopier.

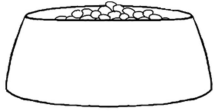
**GAMELLE****BOÎTE****FAIM****PATTES**



L	G	L	A	A	M	L	E	E
l	g	l	a	a	m	l	e	e
L	G	L	A	A	M	L	E	E
l	g	l	a	a	m	l	e	e
L	G	L	A	A	M	L	E	E
l	g	l	a	a	m	l	e	e
L	G	L	A	A	M	L	E	E
l	g	l	a	a	m	l	e	e
L	G	L	A	A	M	L	E	E
l	g	l	a	a	m	l	e	e
L	G	L	A	A	M	L	E	E
l	g	l	a	a	m	l	e	e

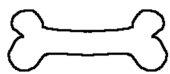


Nommer puis repasser les lettres de chaque mot du texte au feutre fin.  
Colorier chaque dessin.




UNE GAMELLE

---



UN OS

---




UNE BOITE

---



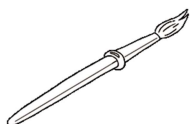
LES PATTES

---



UNE CORBEILLE

---



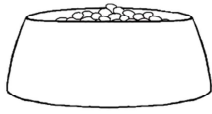
UN PINCEAU



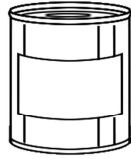
Classer les images dans la colonne qui convient.

**LE**

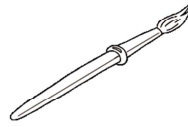
**LA**



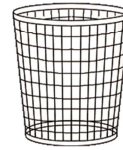
GAMELLE



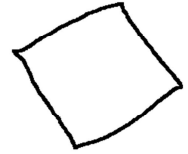
BOÎTE



PINCEAU



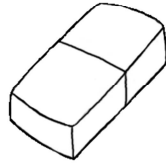
CORBEILLE



FEUILLE



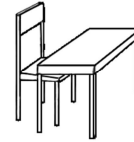
CRAYON




GOMME



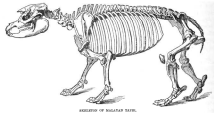
DESSIN



BUREAU



CARTON



SQUELETTE



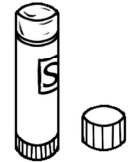
QUEUE



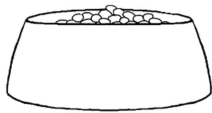
PEINTURE



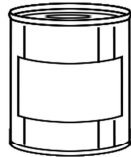
STYLO



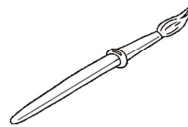
COLLE



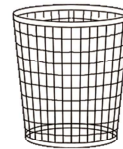
GAMELLE



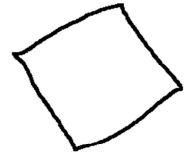
BOÎTE



PINCEAU



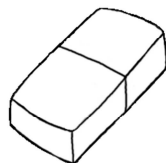
CORBEILLE



FEUILLE



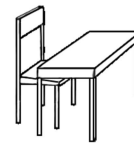
CRAYON




GOMME



DESSIN



BUREAU



CARTON



SQUELETTE



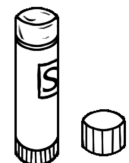
QUEUE



PEINTURE



STYLO



COLLE



1. Colorier de la même couleur les mots identiques.

gamelle

croquette

boite

lettre

patte

croquette

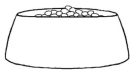
lettre

gamelle

boite

patte

2. Colorier le mot qui correspond à l'image.



gamelle

galette
palette
gamelle
quatre



os

au
os
oie
ou



boite

trois
pois
bête
boite



dessin

poussin
festin
dessin
des

3. Colorier le nombre de lettres présentes dans chaque mot.

GAMELLE

1 2 3 4 5 6 7 8

OS

1 2 3 4 5 6 7 8

BOITE

1 2 3 4 5 6 7 8

LETTRE

1 2 3 4 5 6 7 8

PINCEAU

1 2 3 4 5 6 7 8

GOMME

1 2 3 4 5 6 7 8

4. Entourer le mot.

faim

train

faim

pain

faim

main

daim

faim

vain

saint

boite

boite

poire

boite

foire

loir

croire

moi

boite

bout