




1. Placer les étiquettes-lettre en ordre pour écrire les mots.



L	E

C	A	N	A	P	É

2. Repasser les lettres en majuscules au feutre.

L	E

C	A	N	A	P	É


3. Placer les étiquettes-lettre en ordre pour écrire les mots.

l	e

c	a	n	a	p	é

4. Colorier les lettres au crayon de couleur en respectant le code.

a ⇒ bleu • c ⇒ vert • e ⇒ jaune • é ⇒ rouge • l ⇒ rose • n ⇒ orange • p ⇒ violet



l	e
---	---

c	a	n	a	p	é
---	---	---	---	---	---

5. Entourer le mot.

canapé



canard

canari

canne


canapé

canoë


carton

6. Surligner les lettres appartenant à chaque mot et recopier.


CANAPÉ




TÉLÉ



BUREAU



LAMPE






C	L	É	E	A	A	N	P
c	l	é	e	a	a	n	p
C	L	É	E	A	A	N	P
c	l	é	e	a	a	n	p
C	L	É	E	A	A	N	P
c	l	é	e	a	a	n	p
C	L	É	E	A	A	N	P
c	l	é	e	a	a	n	p
C	L	É	E	A	A	N	P
c	l	é	e	a	a	n	p
C	L	É	E	A	A	N	P
c	l	é	e	a	a	n	p



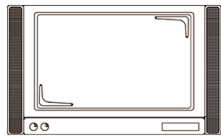
Nommer puis repasser les lettres de chaque mot du texte au feutre fin.
Colorier chaque dessin.



UN CANAPÉ



UNE LAMPE



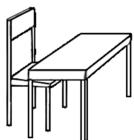
UNE TÉLÉVISION



UN LAVE-LINGE



UN DESSIN



UN BUREAU



Classer les images dans la colonne qui convient.

UN

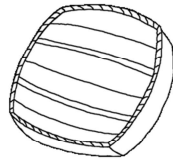
UNE



CANAPÉ



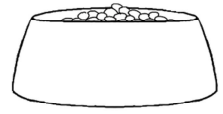
LAMPE



COUSSIN



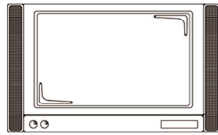
CHAUSSETTE



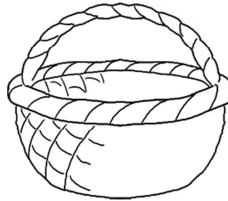
GAMELLE



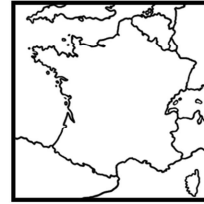
LAVE-LINGE



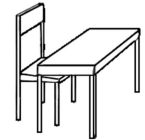
TÉLÉVISION



PANIER



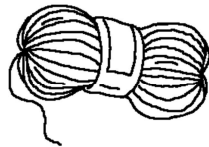
CARTE



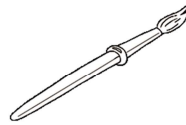
BUREAU



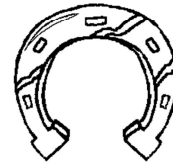
DESSIN



PELOTE



PINCEAU



FER À CHEVAL



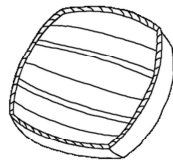
MASQUE



CANAPÉ



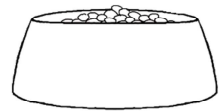
LAMPE



COUSSIN



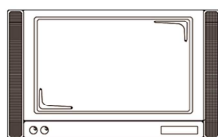
CHAUSSETTE




GAMELLE



LAVE-LINGE



TÉLÉVISION



PANIER



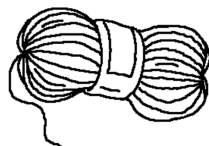
CARTE



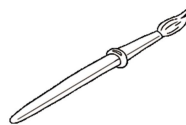
BUREAU



DESSIN



PELOTE



PINCEAU



FER À CHEVAL



MASQUE