




1. Placer les étiquettes-lettre en ordre pour écrire les mots. 

U	N	C	O	U	S	S	I	N

2. Repasser les lettres en majuscules au feutre.

U	N	C	O	U	S	S	I	N
---	---	---	---	---	---	---	---	---

3. Placer les étiquettes-lettre en ordre pour écrire les mots.

u	n	c	o	u	s	s	i	n

4. Colorier les lettres au crayon de couleur en respectant le code.

a ⇒ bleu • e ⇒ vert • n ⇒ jaune • s ⇒ rouge • t ⇒ rose • u ⇒ orange



u	n	c	o	u	s	s	i	n
---	---	---	---	---	---	---	---	---


5. Entourer le mot.

coussin

⇒ couteau court coussin couleur coussin courir

6. Surligner les lettres appartenant à chaque mot et recopier.


PAGE




LIVRE



PLUME



PIED





O	S	U	C	N	N	S	I	U
o	s	u	c	n	n	s	i	u
O	S	U	C	N	N	S	I	U
o	s	u	c	n	n	s	i	u
O	S	U	C	N	N	S	I	U
o	s	u	c	n	n	s	i	u
O	S	U	C	N	N	S	I	U
o	s	u	c	n	n	s	i	u
O	S	U	C	N	N	S	I	U
o	s	u	c	n	n	s	i	u
O	S	U	C	N	N	S	I	U
o	s	u	c	n	n	s	i	u

1. Relier chaque mot à sa maison.

coussin ○

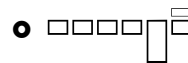
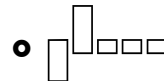
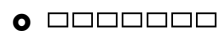
canapé ○

pied ○

livre ○

page ○

plume ○



2. Colorier de la même couleur les mots identiques.

livre

canapé

LIVRE

PAGE

COUSSIN

CANAPÉ

page

PLUME

coussin

plume

3. Colorier le mot qui correspond à l'image.



coussin

couvert
couleur
coussin
couteau



pied

pipe
pile
pie
pied



plume

pluie
plume
pleurer
plier



livre

litre
livre
libre
lisse

4. Colorier le nombre de lettres présentes dans chaque mot.

livre

1	2	3	4	5	6	7	8
---	---	---	---	---	---	---	---

coussin


1	2	3	4	5	6	7	8
---	---	---	---	---	---	---	---

canapé

1	2	3	4	5	6	7	8
---	---	---	---	---	---	---	---



Nommer puis repasser les lettres de chaque mot du texte au feutre fin.
Colorier chaque dessin.



UN COUSSIN




LE PIED




UNE PLUME



UN LIVRE



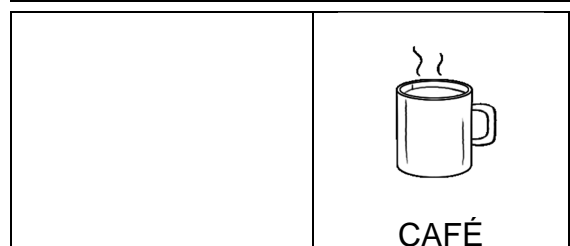
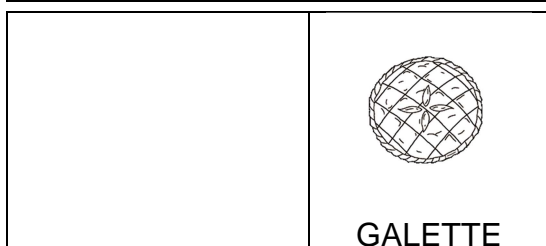

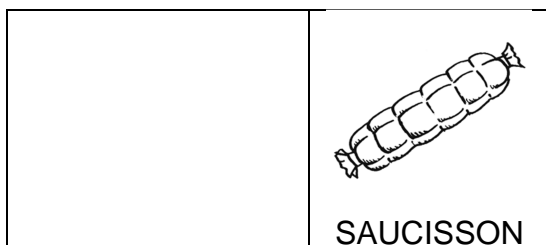

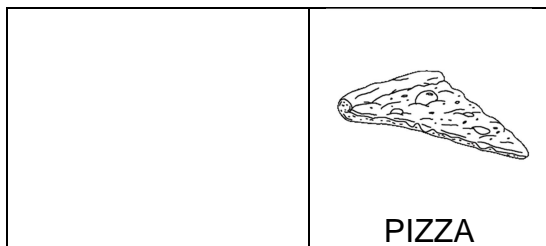

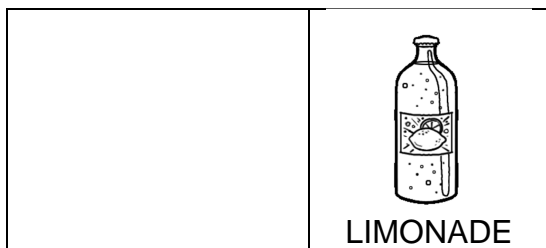
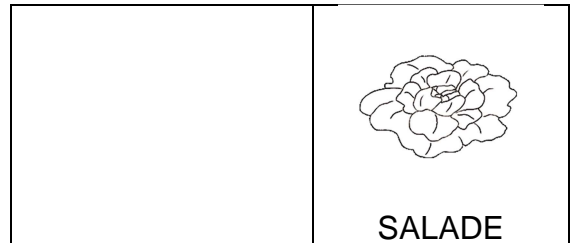
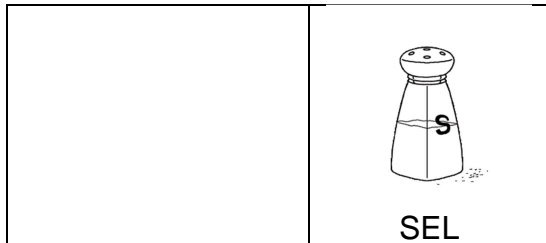


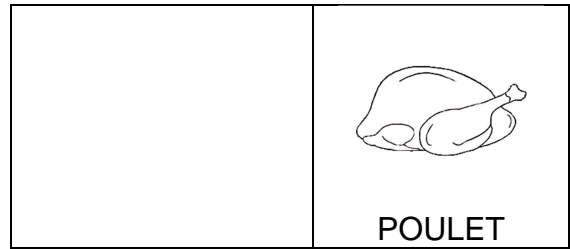

SE REPOSER



UNE PAGE



Coller **du** ou **de la** devant chaque image.





du

de la

du

de la

du

de la

du

de la

du

de la

du

de la

du

de la

du

de la

du

de la

du

de la

du

de la

du

de la

du

de la

du

de la

du

de la

du

de la

du

de la

du

de la