




	LECTURE	Assemblage syllabique	[o] ⁽¹⁾
---	---------	-----------------------	--------------------

1. Coche la case qui correspond à la syllabe où tu entends [o].









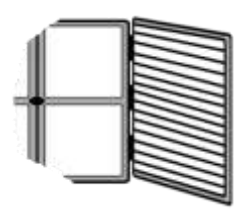
2. Ecris la syllabe que tu entends au début de chaque mot : ro vo to bo co.













3. Ecris les syllabes manquantes.


 t



 vé

 mi

 gan

 tive

 tiron




LECTURE

Assemblage syllabique

[o] ⁽²⁾

1. Ecris les syllabes manquantes.


⇒ fau - chau - sau - dau




phin



ssette



teuil




dimo

re


⇒ peau - deau - seau - meau



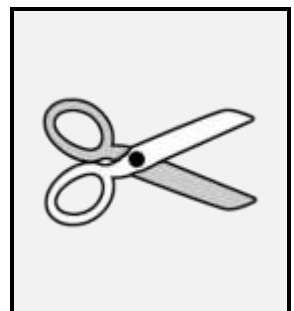
ca



cha



cha



ci

2. Lis tous les mots puis colorie le mot qui correspond à l'image.



jaune

mauve


paume

épaule

faute

chaud

gauche



marteau

râteau

manteau

bateau

gâteau

château

poteau



LECTURE

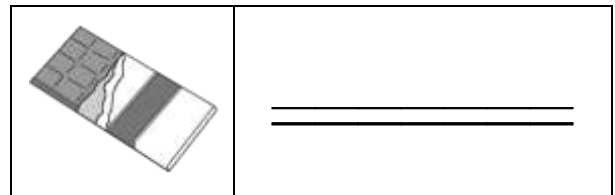
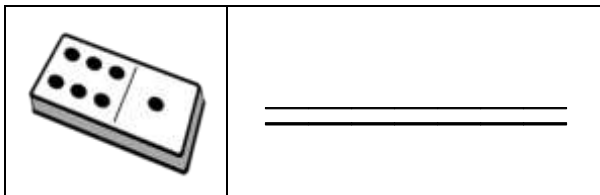
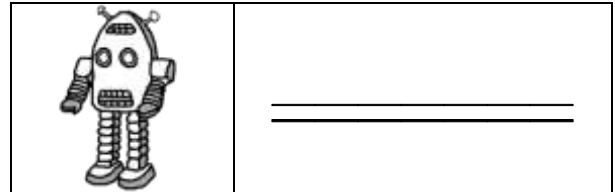
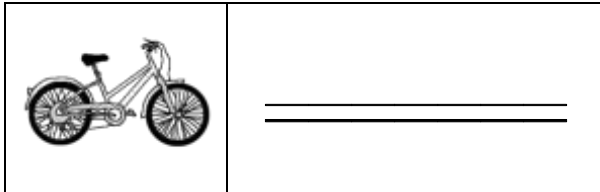
Assemblage syllabique

Révisions

[o]

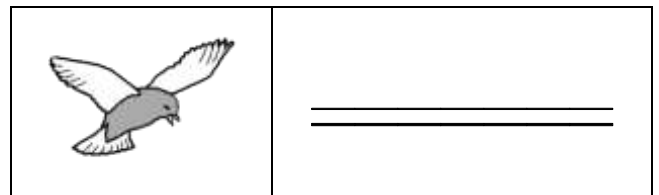
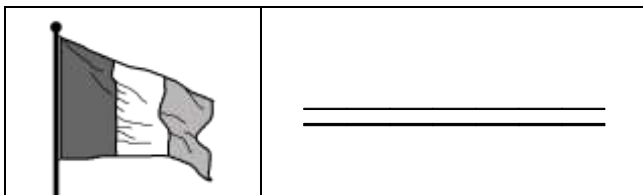
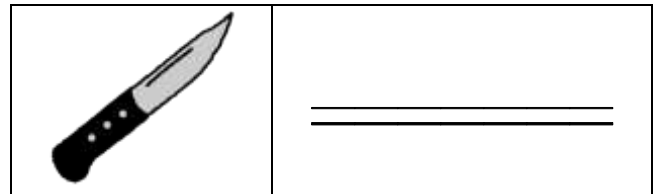
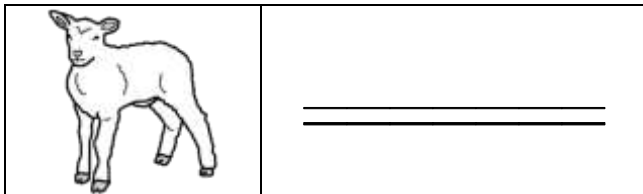
1. Retrouve les syllabes pour écrire les mots.

mo do co to vé mi lo no bot ro cho lat



2. Retrouve les syllabes pour écrire les mots.

oi teau a peau gneau dra seau cou



3. Pour chaque ligne, colorie le mot lu.

1.

mot

beau

gros

dos

peau

veau

saut

2.

bureau

fauve

radeau

barreau

robot

pinceau

auto

3.

sauter

porter

sortir

poser

voter

dorer

donner